

# VOLUME OF RECTANGULAR PRISMS

## PIXEL ART

SELF-CHECKING

NO-PREP

DIFFERENTIATED

GOOGLE SHEETS™

DIGITAL

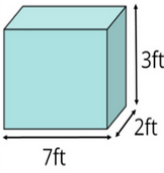
## 2 GOOGLE SHEETS

Volume of Rectangular Prisms

Find the volume of each shape and put your answers into the first blue box. Use the arrow in the second blue box to select the correct units. If you are correct part of the mystery picture will be revealed. You will get feedback about any incorrect answers at the end.


#10

Calculate the Volume:



#1	112	in <sup>3</sup>
#2	540	in <sup>3</sup>
#3	140	m <sup>3</sup>
#4	180	ft <sup>3</sup>
#5	240	cm <sup>3</sup>
#6	350	ft <sup>3</sup>
#7	135	m <sup>3</sup>
#8	126	in <sup>3</sup>
#9	48	in <sup>3</sup>
#10	42	ft <sup>3</sup>

10 Questions

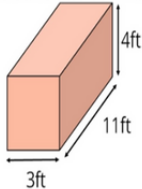


Volume of Rectangular Prisms

Find the volume of each shape and put your answers into the first blue box. Use the arrow in the second blue box to select the correct units. If you are correct part of the mystery picture will be revealed. You will get feedback about any incorrect answers at the end.


#20

Calculate the Volume:



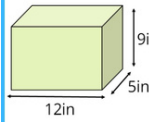
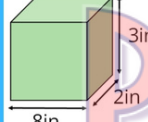
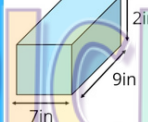
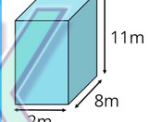
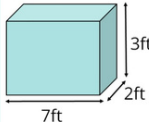
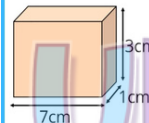
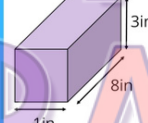
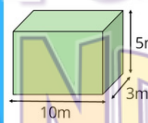
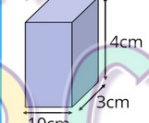
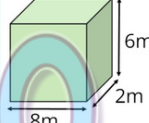
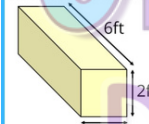
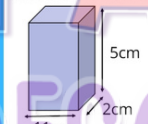
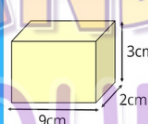
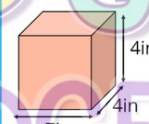
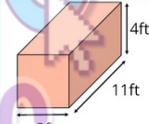
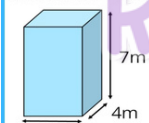
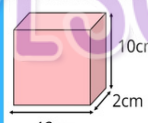
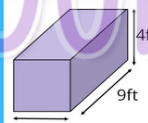
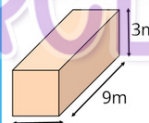
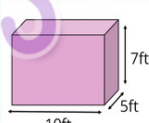
#1	112	in <sup>3</sup>	#11	176	m <sup>3</sup>
#2	540	in <sup>3</sup>	#12	24	in <sup>3</sup>
#3	140	m <sup>3</sup>	#13	21	cm <sup>3</sup>
#4	180	ft <sup>3</sup>	#14	150	m <sup>3</sup>
#5	240	cm <sup>3</sup>	#15	120	cm <sup>3</sup>
#6	350	ft <sup>3</sup>	#16	12	ft <sup>3</sup>
#7	135	m <sup>3</sup>	#17	96	m <sup>3</sup>
#8	126	in <sup>3</sup>	#18	54	cm <sup>3</sup>
#9	48	in <sup>3</sup>	#19	110	cm <sup>3</sup>
#10	42	ft <sup>3</sup>	#20	132	ft <sup>3</sup>

20 Questions



## QUESTIONS PREVIEW

Students need to find the volume from whole number side lengths and the correct units.

Calculate the Volume: 	Calculate the Volume: 	Calculate the Volume: 	Calculate the Volume: 	Calculate the Volume: 
Calculate the Volume: 	Calculate the Volume: 	Calculate the Volume: 	Calculate the Volume: 	Calculate the Volume: 
Calculate the Volume: 	Calculate the Volume: 	Calculate the Volume: 	Calculate the Volume: 	Calculate the Volume: 
Calculate the Volume: 	Calculate the Volume: 	Calculate the Volume: 	Calculate the Volume: 	Calculate the Volume: 

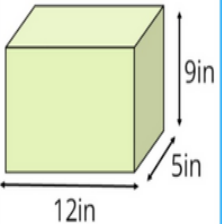
# HOW TO...

## TYPE CORRECT SOLUTIONS TO REVEAL THE MYSTERY PICTURE

**Volume of Rectangular Prisms** Find the volume of each shape and put your answers into the first blue box. Use the arrow in the second blue box to select the correct units. If you are correct part of the mystery picture will be revealed. You will get feedback about any incorrect answers at the end.


**#2**

**Calculate the Volume:**



12in 5in 9in

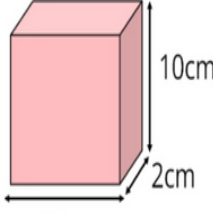
#1	112	in <sup>3</sup>	#11
#2			#12
#3			#13
#4			#14
#5			#15
#6			#16
#7			#17
#8			#18
#9			#19
#10			#20



**Volume of Rectangular Prisms** Find the volume of each shape and put your answers into the first blue box. Use the arrow in the second blue box to select the correct units. If you are correct part of the mystery picture will be revealed. You will get feedback about any incorrect answers at the end.


**#5**

**Calculate the Volume:**



12cm 2cm 10cm

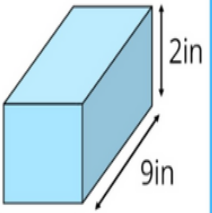
#1	112	in <sup>3</sup>	#11
#2	540	in <sup>3</sup>	#12
#3	140	m <sup>3</sup>	#13
#4	180	ft <sup>3</sup>	#14
#5			#15
#6			#16
#7			#17
#8			#18
#9			#19
#10			#20



**Volume of Rectangular Prisms** Find the volume of each shape and put your answers into the first blue box. Use the arrow in the second blue box to select the correct units. If you are correct part of the mystery picture will be revealed. You will get feedback about any incorrect answers at the end.


**#8**

**Calculate the Volume:**



7in 9in 2in

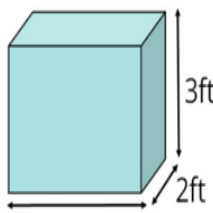
#1	112	in <sup>3</sup>	#11
#2	540	in <sup>3</sup>	#12
#3	140	m <sup>3</sup>	#13
#4	180	ft <sup>3</sup>	#14
#5	240	cm <sup>3</sup>	#15
#6	350	ft <sup>3</sup>	#16
#7	135	m <sup>3</sup>	#17
#8			#18
#9			#19
#10			#20



**Volume of Rectangular Prisms** Find the volume of each shape and put your answers into the first blue box. Use the arrow in the second blue box to select the correct units. If you are correct part of the mystery picture will be revealed. You will get feedback about any incorrect answers at the end.


**#10**

**Calculate the Volume:**



7ft 2ft 3ft

#1	112	in <sup>3</sup>	#11
#2	540	in <sup>3</sup>	#12
#3	140	m <sup>3</sup>	#13
#4	180	ft <sup>3</sup>	#14
#5	240	cm <sup>3</sup>	#15
#6	350	ft <sup>3</sup>	#16
#7	135	m <sup>3</sup>	#17
#8	126	in <sup>3</sup>	#18
#9	48	in <sup>3</sup>	#19
#10	42	ft <sup>3</sup>	#20



# CUSTOMIZE

## FEEDBACK AFTER

- ✓ Encourages self-assessment
- ✓ Develops reflective thinking
- ✓ Teaches resilience

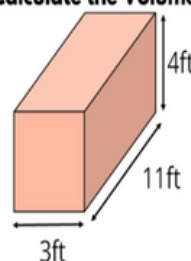
NUMBER OF INCORRECT SOLUTIONS SHOWN AT THE END.

Volume of Rectangular Prisms

Find the volume of each shape and put your answers into the first blue box. Use the arrow in the second blue box to select the correct units. If you are correct part of the mystery picture will be revealed. You will get feedback about any incorrect answers at the end.

#20	#1	112	in <sup>3</sup>	#11	176	m <sup>3</sup>
	#2	540	in <sup>3</sup>	#12	24	in <sup>3</sup>
	#3	140	m <sup>3</sup>	#13	21	cm <sup>3</sup>
	#4	180	ft <sup>3</sup>	#14	150	m <sup>3</sup>
	#5	240	in <sup>3</sup>	#15	120	cm <sup>3</sup>
	#6	350	ft <sup>3</sup>	#16	12	ft <sup>3</sup>
	#7	135	m <sup>3</sup>	#17	96	m <sup>3</sup>
	#8	126	m <sup>3</sup>	#18	54	cm <sup>3</sup>
	#9	48	in <sup>3</sup>	#19	110	cm <sup>3</sup>
	#10	42	ft <sup>3</sup>	#20	132	in <sup>3</sup>

Calculate the Volume:



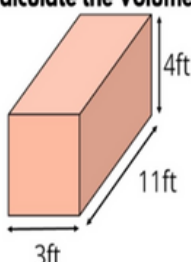
Sorry please try again, you have got 2 wrong! Tick the red box if you want to see which ones.

Volume of Rectangular Prisms

Find the volume of each shape and put your answers into the first blue box. Use the arrow in the second blue box to select the correct units. If you are correct part of the mystery picture will be revealed.

#20	#1	112	in <sup>3</sup>	#11	176	m <sup>3</sup>
	#2	540	in <sup>3</sup>	#12	24	in <sup>3</sup>
	#3	140	m <sup>3</sup>	#13	21	cm <sup>3</sup>
	#4	180	ft <sup>3</sup>	#14	150	m <sup>3</sup>
	#5	240	in <sup>3</sup>	#15	120	cm <sup>3</sup>
	#6	350	ft <sup>3</sup>	#16	12	ft <sup>3</sup>
	#7	135	m <sup>3</sup>	#17	96	m <sup>3</sup>
	#8	126	m <sup>3</sup>	#18	54	cm <sup>3</sup>
	#9	48	in <sup>3</sup>	#19	110	cm <sup>3</sup>
	#10	42	ft <sup>3</sup>	#20	132	in <sup>3</sup>

Calculate the Volume:



Sorry please try again, you have got 2 wrong!

## INSTANT FEEDBACK

- ✓ Immediate correction
- ✓ Enhances engagement
- ✓ Reduces teacher intervention

BOXES INSTANTLY TURN GREEN FOR CORRECT OR RED FOR INCORRECT.

Instant feedback is ON. Click the box to turn instant feedback off.

USE THE CHECKBOX TO CHOSE

Instant feedback is OFF. Click the box to turn instant feedback on.



# DIFFERENTIATE

## BY QUESTION

- ✓ 10 Question version
- OR
- ✓ 20 Question version

## BY FEEDBACK

- ✓ Instant feedback
- OR
- ✓ Feedback after

## ADD DIFFICULTY

### ✓ Pixels move

Make it harder for students to guess the picture. The pixels magically move as students input their answers.

Moving Pixels are ON. Click the box to turn Moving Pixels off. ✓

### ✓ Wrong pixel color



If students answer incorrectly, the wrong color pixels appear!

The wrong color will appear when students input the wrong answer. Click the box to turn this feature OFF. ✓

# TEACHERS ARE LOVING MY PIXEL ART ACTIVITIES

"They LOVED this activity and wanted to finish it to see the final picture. Definitely motivated the students to complete the activity."

"This year these Pixel Art activities have been great! A fun, easy, minimal prep activity for students to practice skills learned in class. Love these and will continue to use even post-online school! Love love love!"

"LOVE LOVE LOVE My students were SUPER excited when they realized what was happening. I used this activity as part of a choice board, when I showed the first answer and what happened, EVERY student chose this as the first activity to do!"

## TERMS AND CONDITIONS

© MissEHoney and Pick Up and Go Resources. All rights reserved.

This is a license for individual educational use only by the original purchaser. The purchaser has permission to make a copy of this resource for their own classroom use.

Electronic distribution is limited to the purchasers class(es) only. The reproduction of all or any of the content, formulas, the format or any of the questions of this product for any other use is strictly prohibited.

You may not copy and paste the question(s) into any other activity. You may not reuse the questions/formulas or format in another activity and distribute it. No part of this product may be used for commercial purposes. You may not look at the way the spreadsheet works then create your own version to sell either.